



Situation Update: Unaccompanied Minors (UAM) in Greece

Reference Date: 01.02.2025



Key Facts

* **2.562** minors in total out of which:

91% Boys

9% Girls

11,6% <15 years old

1.358 minors in **Accommodation Center**

206 minors in **se Semi-Independent Living
apartments (SIL)**

136 minors in **Emergency Accommodation
Facilities**

654 minors in **Reception and Identification
Centers & Closed Controlled Access
Centers of Islands**

208 minors in **Controlled Accommodation
Facilities for Asylum Seekers**

*The number includes **62** separated
minors, who are accompanied by an adult
who is not their primary legal guardian.
& their care has not been assigned by a
prosecutor's order.

*The number includes **9** minors with 3
caretakers from Ukraine. 

Number of places

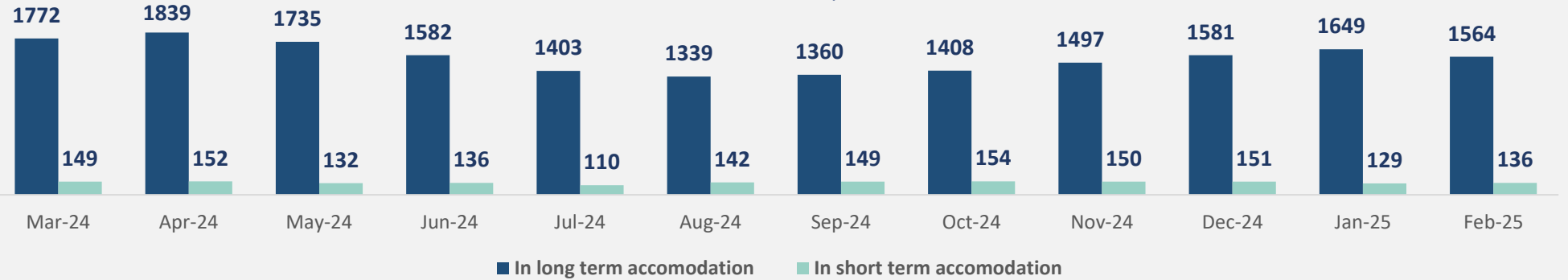
1.775 places in **Accommodation Facilities**
(Accommodation Centers/SIL apartments)

145 places in **Emergency Accommodation
Facilities**

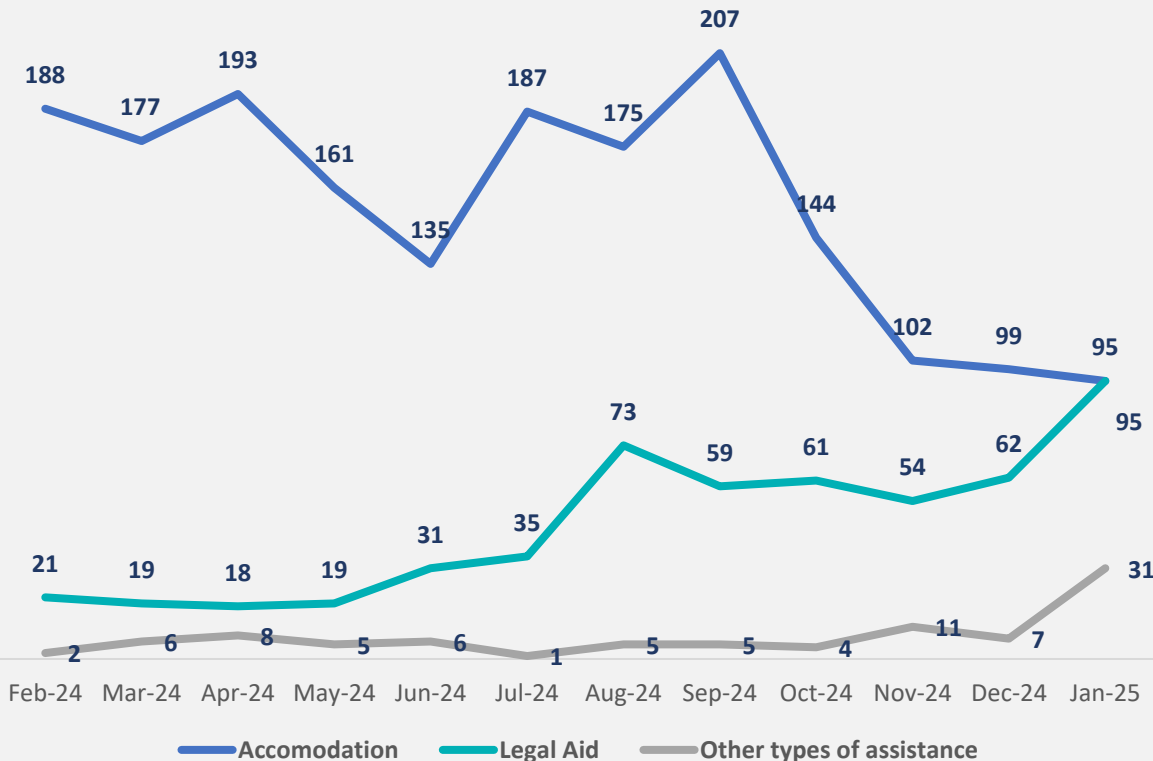
Figures dynamically change and may be adjusted
based on verification by SSPUAM. All figures are based
on referrals.

Number of UAM per accommodation type

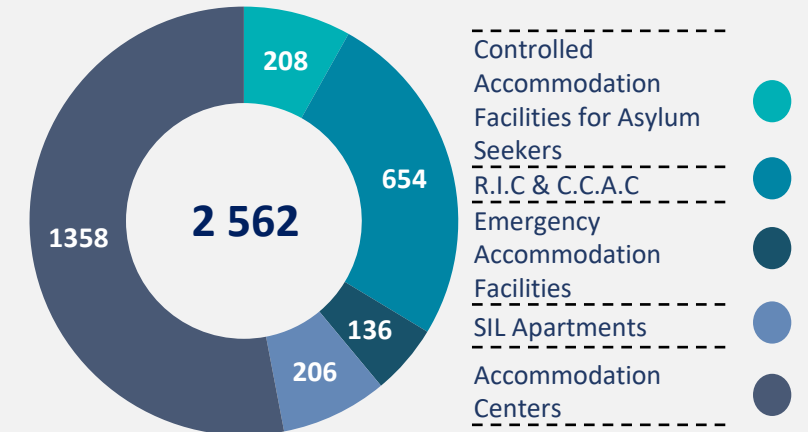
March 2024 – February 2025




National Emergency Response Mechanism



UAM analysis per accommodation type



The National Emergency Response Mechanism for Unaccompanied Minors (UAM) in precarious living conditions launched the telephone line in April 2021. Until today, the Mechanism received **13.988** calls, which concern **10.244** different cases of (UAMs), out of which **8.312** concern accommodation requests, **1.220** legal aid, and **710** other types of assistance. Since 02.03.2022, the line has received referrals for **4** unaccompanied*, **10** orphans (with escorts) directly from an orphanage of Ukraine and **593** separated minors from Ukraine. 

*there are cases of unaccompanied minors whose status changes from unaccompanied to separated following their initial referral as well as due to their adulthood



Situation Update: Unaccompanied Minors (UAM) in Greece

Number and places of UAM shelters, apartments SIL, emergency accommodation facilities, February 2025



DIRECTORATE GENERAL ICT



Key Facts

UAM Shelters

-Current: 60 UAM shelters with total 1.537 places

SIL (Supported Independent Living apartments)

-Current: 60 SIL apartments for UAM with total 238 places

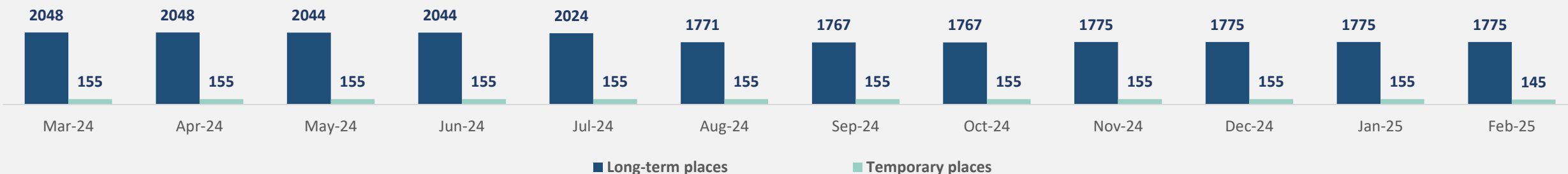
Emergency Accommodation facilities

-Current: 4 emergency accommodation facilities with total 145 places



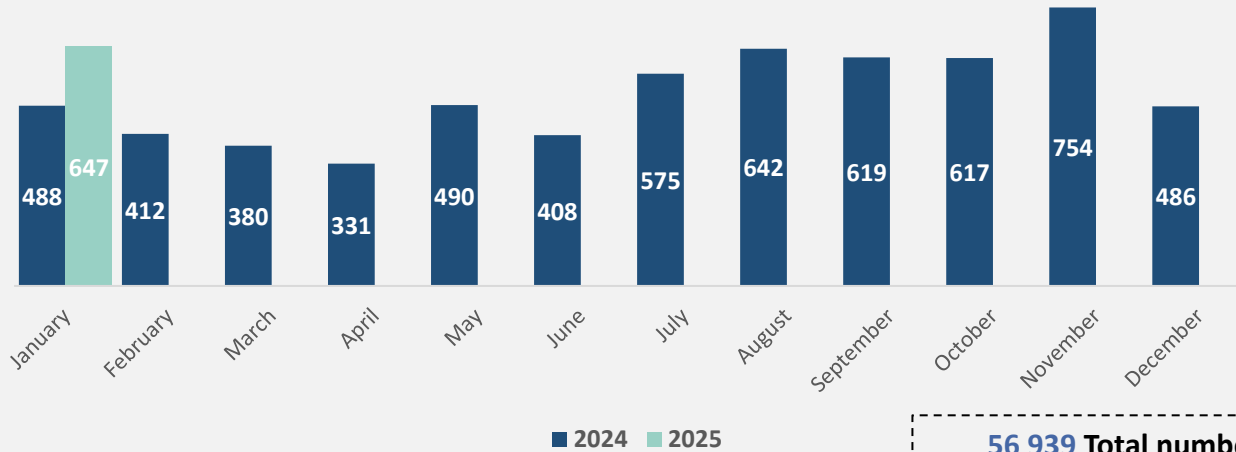
Current Capacity compared to previous months

March 2024 – February 2025





Number of UAM Referrals for accommodation to SGVP by month
(2024 – 2025)



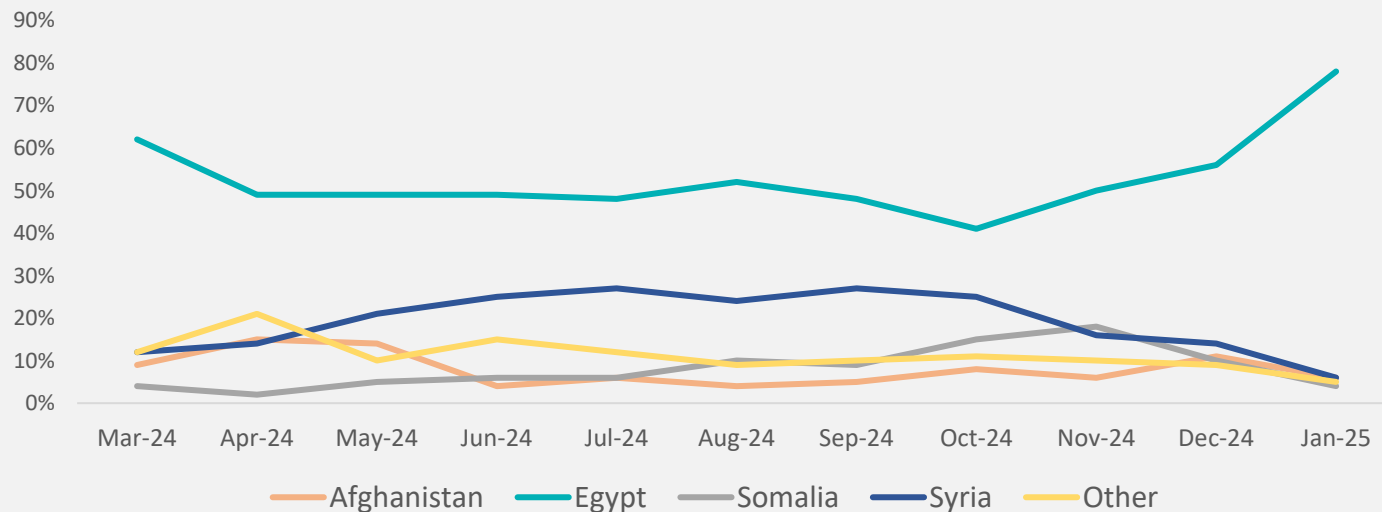
56 939 Total number of UAM referrals
January 2016 – January 2025

Referrals processed* per child and by month (2025)



*Placement issued or referral cancelled upon verification

UAM referrals (%) for accommodation to SGVP by month and nationality
March 2024 – December 2024



Estimated UAM population disaggregated by nationality
2.562

